



Financial Report – Fiscal Year 2025

Year to Date August 31, 2025

Major Highlights

Revenue

- Sales tax remittances received YTD July 2025 are 0.7% higher than YTD July 2024 and 2.5% lower than budget

Operating Expenses

- \$395.5 million expended to date, or 88.2% of full-year budget
- Professional services are below budget due to timing of consultation, software and professional fees

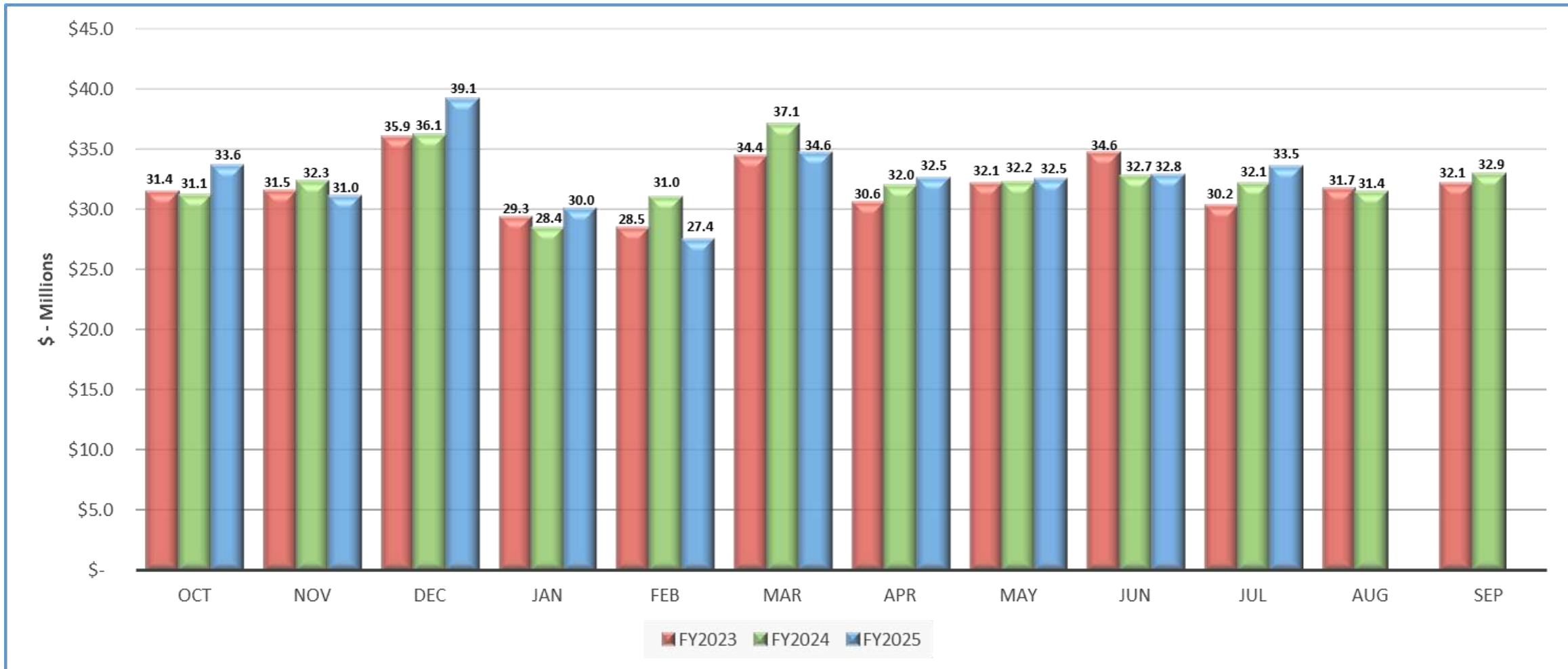
Capital Projects

- FY2025 capital project budget of \$229.8 million
- \$108.7 million expended to date, or 47.3% of full-year budget
 - Electric Bus Replacements, Bus Electrification Infrastructure, CapMetro Rapid Lines, Paratransit Van Replacement and New Administration Building Build-out
- \$45.8 million outstanding commitments have been issued, or 19.9% of full-year budget
 - CapMetro Rapid Lines, Bus Electrification Infrastructure, and Demand Response Operations and Maintenance Facility Replacement

Revenue

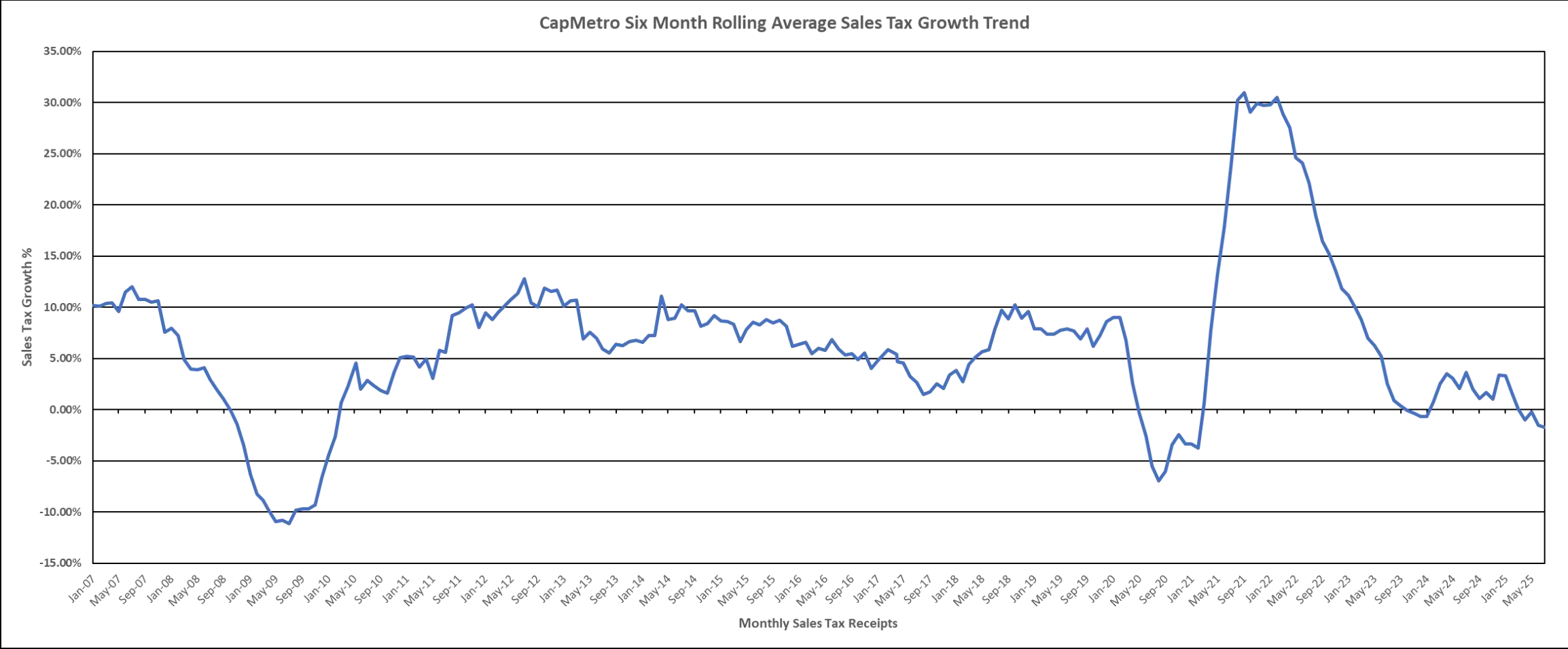
\$' Million Category	FY25 Aug YTD Actual	FY25 Aug YTD Budget	% of YTD Budget	FY25 Full Year Budget	% of Budget	Comments
Sales Tax	\$359.3	\$367.8	97.7%	\$402.8	89.2%	August sales tax receipts accrued
Passenger Revenue	14.4	18.4	78.0%	20.1	71.5%	
Freight Railroad Revenue	6.0	6.1	97.0%	6.7	89.4%	
Other Revenue	31.1	17.6	176.3%	19.2	161.8%	Favorable investment income and gain on asset sale
Operating Contributions and Grants	79.7	59.1	134.9%	64.8	123.1%	Additional FTA 5307 grant draws to budget
Capital Contributions and Grants	67.4	80.5	83.7%	87.9	76.8%	
Total	\$557.9	\$549.6	101.5%	\$601.3	92.8%	

Actual Sales Tax Receipts



Total	\$382.4M	\$389.1M	\$327.2M
YOY % Growth	4.2%	1.7%	0.7%

Sales Tax Rolling Average Trend

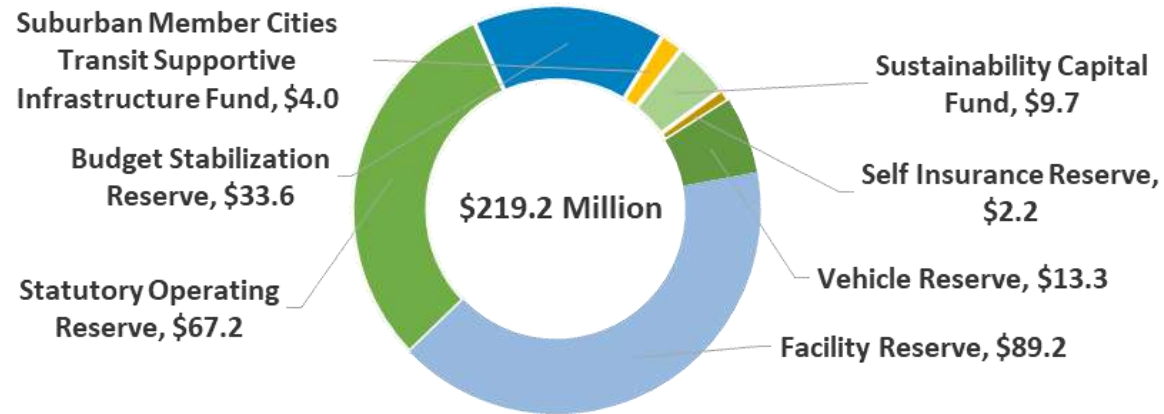


Operating Expense

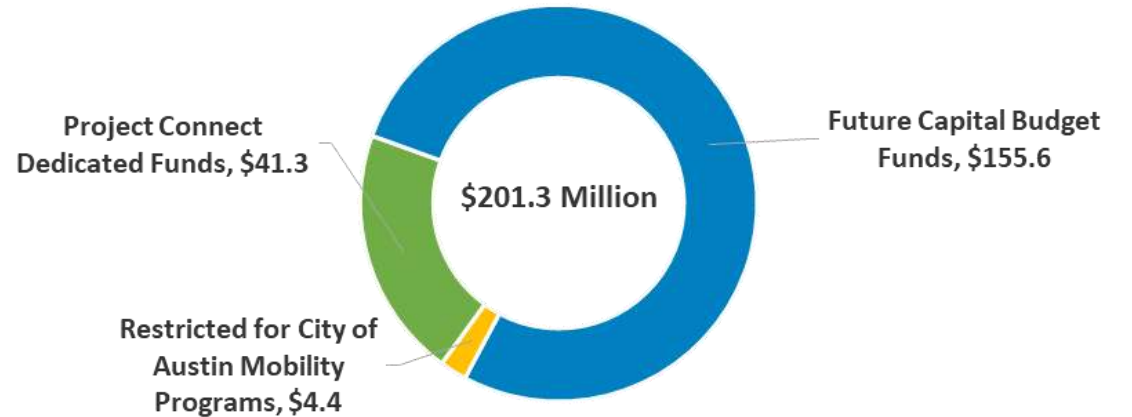
\$' Million Category	FY25 Aug YTD Actual	FY25 Aug YTD Budget	% of YTD Budget	FY25 Full Year Budget	% of Budget	Comments
Salaries and Benefits	\$84.8	\$88.5	95.8%	\$97.2	87.3%	
Professional Services	40.3	56.1	71.8%	60.6	66.6%	Timing of consultation, software and professional fees
Materials and Supplies	23.7	17.6	134.2%	19.2	123.2%	Higher than budgeted spending for bus maintenance materials expense
Fuel and Fluids	13.7	13.9	98.8%	15.1	90.8%	
Utilities	4.6	7.6	60.1%	8.3	55.1%	Electricity-propulsion power savings
Insurance	1.4	1.9	71.4%	2.0	69.3%	
Purchased Transportation	220.5	210.0	105.0%	228.8	96.4%	
Lease/Rentals	2.9	5.8	50.4%	6.2	47.0%	
Other Expenses	3.7	10.2	36.0%	11.2	32.9%	Unspent contingency
Total	\$395.5	\$411.8	96.1%	\$448.5	88.2%	

Reserve, Allocated & Restricted Funds

Reserve Funds



Allocated & Restricted Funds



Notes:

- Additional funding was allocated to the statutory operating and budget stabilization reserves based on the board-approved funding formula. The statutory operating reserve equals 2 months of audited FY2024 operating expenses. Contributions to the budget stabilization reserve began in February 2016 with \$7 million reserved in FY2016 and \$3 million in FY2017. An additional contribution was made in FY2018 to fully fund the budget stabilization reserve. The sustainability capital fund was established in FY2022 with \$10 million to support CapMetro's Sustainability Vision Plan. In March 2022, a regional partnership with small-member cities and a \$10 million Transit Supportive Infrastructure Fund was established. A \$100 million Facility Reserve and a \$50 million Vehicle Reserve were established in FY2025 as CapMetro addresses the largest needs of the agency.
- Funds for capital investment are required to help address extensive capital needs. The capital budget for FY2025 is \$229.8 million, with \$142.0 million funded by FY2025 income and \$87.9 million from capital contributions and grants. These capital improvements are needed to maintain the state of good repair of the community's transit infrastructure and to be in compliance with Federal regulations. The FY2025 capital budget also contains CapMetro held contracts of the Project Connect program of projects. The City of Austin Mobility Fund was reduced by \$335 thousand from projects in FY2024.

Capital Projects Summary

\$'000 Project Category	Expended	Outstanding Commitments	Original Budget	Revised Budget	Expended & Committed as % of Revised Budget	Comments
Commuter Rail	\$2,591	\$1,264	\$6,307	\$6,307	61.1%	Grade Crossing Signal Health Monitoring and SOGR for Rail Grade Crossings
Vehicles	41,012	5,930	34,131	51,782	90.7%	Electric Bus Replacements and Paratransit Van Replacements
Information Technology	6,905	4,613	11,144	12,001	96.0%	Customer Payment Systems and Single Sign-On Solution
Facilities	21,379	8,031	32,944	34,270	85.8%	Bus Electrification Infrastructure and Double Tracking from Onion St to E. Timbes and Plaza Saltillo
Freight Railroad	89	0	0	89	99.7%	Bridge Replacement
Property and Asset Management	15,532	4,892	55,350	27,482	74.3%	Demand Response Operations & Maintenance Facility and New Administration Building Build-out
Contingency	0	\$0	10,000	37,649	0.0%	CapMetro Rapid Park & Rides and New Administration Building Build-out return to contingency
Project Connect	17,852	20,234	68,445	49,546	76.9%	CapMetro Rapid Lines, Park & Rides and End of Line Charging
Strategic Planning	2,823	350	9,600	9,600	33.0%	North Burnet/Uptown Station Rail Development
Security	512	495	1,912	1,109	90.8%	Vehicle Camera System and Access Control System Replacement
Total	\$108,695	\$45,809	\$229,834	\$229,834	67.2%	

Outstanding commitments are for purchase orders that have been issued.

CapMetro

Thank you!