



Financial Report – Fiscal Year 2026

Year to Date October 31, 2025

Major Highlights

Revenue

- No sales tax remittances received for fiscal year 2026 yet

Operating Expenses

- \$33.7 million expended to date, or 7.6% of full-year budget
- Professional services are below budget due to timing of repair and maintenance, consultation, software and professional fees

Capital Projects

- FY2026 capital project budget of \$155.0 million
- \$762 thousand expended to date, or 0.5% of full-year budget
 - Bus Stop Improvements, CapMetro Rapid Lines, Single Sign-on Solution and Oracle Enhancements
- \$40.7 million outstanding commitments have been issued, or 26.3% of full-year budget
 - CapMetro Rapid Lines, Bus Electrification Infrastructure, New Administration Building Build-out and Double Tracking from Onion St to East Timbes and Plaza Saltillo Station

Revenue

\$' Million Category	FY26 Oct YTD Actual	FY26 Oct YTD Budget	% of YTD Budget	FY26 Full Year Budget	% of Budget	Comments
Sales Tax	\$34.3	\$34.3	100.0%	\$399.0	8.6%	October sales tax receipts accrued
Passenger Revenue	1.5	1.7	88.5%	18.9	8.1%	
Freight Railroad Revenue	.5	.5	101.7%	6.9	7.5%	
Other Revenue	2.8	1.8	155.7%	18.2	15.2%	Favorable investment income
Operating Contributions and Grants	4.4	5.5	80.3%	70.1	6.3%	
Capital Contributions and Grants	7.6	4.1	187.6%	48.7	15.6%	
Total	\$51.1	\$47.8	106.8%	\$561.8	9.1%	

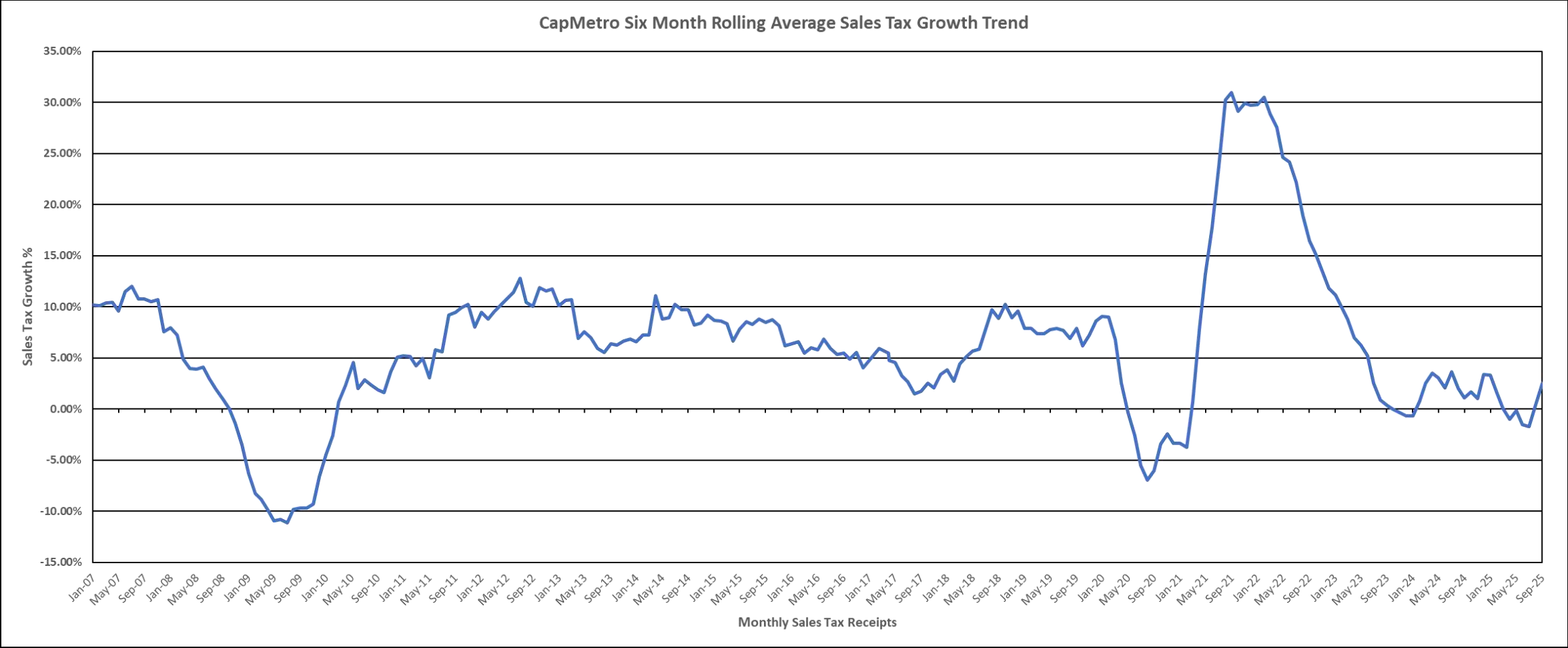
Actual Sales Tax Receipts

Remove slide since no FY26 receipts?



Total	\$ 389.1M	\$393.9M	\$-M
YOY % Growth	1.7%	1.2%	-%

Sales Tax Rolling Average Trend

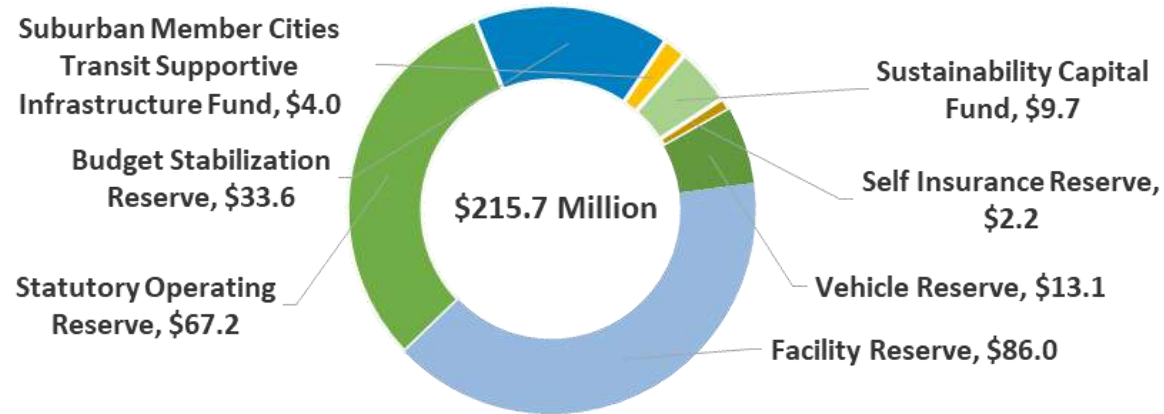


Operating Expense

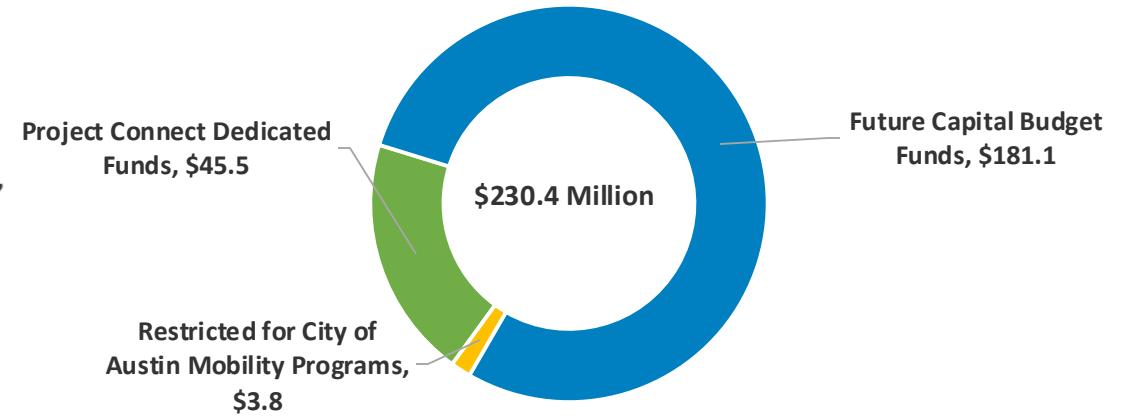
\$' Million Category	FY26 Oct YTD Actual	FY26 Oct YTD Budget	% of YTD Budget	FY26 Full Year Budget	% of Budget	Comments
Salaries and Benefits	\$7.8	\$8.3	94.7%	\$94.1	8.3%	
Professional Services	1.7	7.3	23.2%	51.9	3.2%	Timing of repair and maintenance, consultation, software and professional fees
Materials and Supplies	2.0	2.5	80.0%	24.0	8.4%	
Fuel and Fluids	1.3	1.3	102.6%	15.5	8.7%	
Utilities	.2	.6	41.5%	7.0	3.4%	Timing of electricity-propulsion power and other utilities
Insurance	.1	1.9	5.2%	2.4	4.1%	Timing of property insurance and vehicle liability premiums
Purchased Transportation	19.4	22.2	87.3%	233.7	8.3%	
Lease/Rentals	.8	.4	230.3%	4.2	20.2%	
Other Expenses	.3	1.0	28.8%	9.7	3.0%	Unspent contingency
Total	\$33.7	\$45.4	74.3%	\$442.4	7.6%	

Reserve, Allocated & Restricted Funds

Reserve Funds



Allocated & Restricted Funds



Notes:

- Additional funding was allocated to the statutory operating and budget stabilization reserves based on the board-approved funding formula. The statutory operating reserve equals 2 months of audited FY2024 operating expenses. Contributions to the budget stabilization reserve began in February 2016 with \$7 million reserved in FY2016 and \$3 million in FY2017. An additional contribution was made in FY2018 to fully fund the budget stabilization reserve. The sustainability capital fund was established in FY2022 with \$10 million to support CapMetro's Sustainability Vision Plan. In March 2022, a regional partnership with small-member cities and a \$10 million Transit Supportive Infrastructure Fund was established. A \$100 million Facility Reserve and a \$50 million Vehicle Reserve were established in FY2025 as CapMetro addresses the largest needs of the agency.
- Funds for capital investment are required to help address extensive capital needs. The capital budget for FY2026 is \$155.0 million, with \$106.3 million funded by FY2026 income and \$48.7 million from capital contributions and grants. These capital improvements are needed to maintain the state of good repair of the community's transit infrastructure and to be in compliance with Federal regulations. The FY2026 capital budget also contains CapMetro held contracts of the Project Connect program of projects. The City of Austin Mobility Fund was reduced by \$604 thousand from projects in FY2025.

Capital Projects Summary

FY2026 in \$'000	Expended	Outstanding Commitments	Original Budget	Revised Budget	Expended & Committed as % of Revised Budget	Comments
Commuter Rail	\$82	\$1,019	\$4,789	\$6,418	17.2%	Robinson Switch Upgrade and SOGR for Rail Grade Crossings
Vehicles	(727)	945	11,077	7,948	2.7%	Electric Bus Replacements and Paratransit Van Replacements
Information Technology	628	816	15,652	15,652	9.2%	Oracle Enhancements and Single Sign-On Solution
Facilities	201	10,510	20,440	22,461	47.7%	Bus Electrification Infrastructure and Double Tracking from Onion St to East Timbes and Plaza Saltillo Station
Freight Railroad	0	\$0	950	570	0.0%	Bridge Replacement
Property and Asset Management	37	14,683	40,806	40,663	36.2%	Demand Response Operations & Maintenance Facility and New Administration Building Build-out
Facilities Maintenance	0	0	3,129	3,129	0.0%	Lift and Bus Washes
Contingency	0	\$0	10,000	10,000	0.0%	
Project Connect	511	12,409	33,335	33,335	38.8%	CapMetro Rapid Lines, Park & Rides and End of Line Charging
Strategic Planning	0	316	13,866	13,866	2.3%	North Burnet/Uptown Station Rail Development
Security	30	40	974	974	7.2%	Vehicle Camera System and Rail House Signal Security Enhancements
Total	\$762	\$40,738	\$155,016	\$155,016	26.8%	

Outstanding commitments are for purchase orders that have been issued.

CapMetro

Thank you!